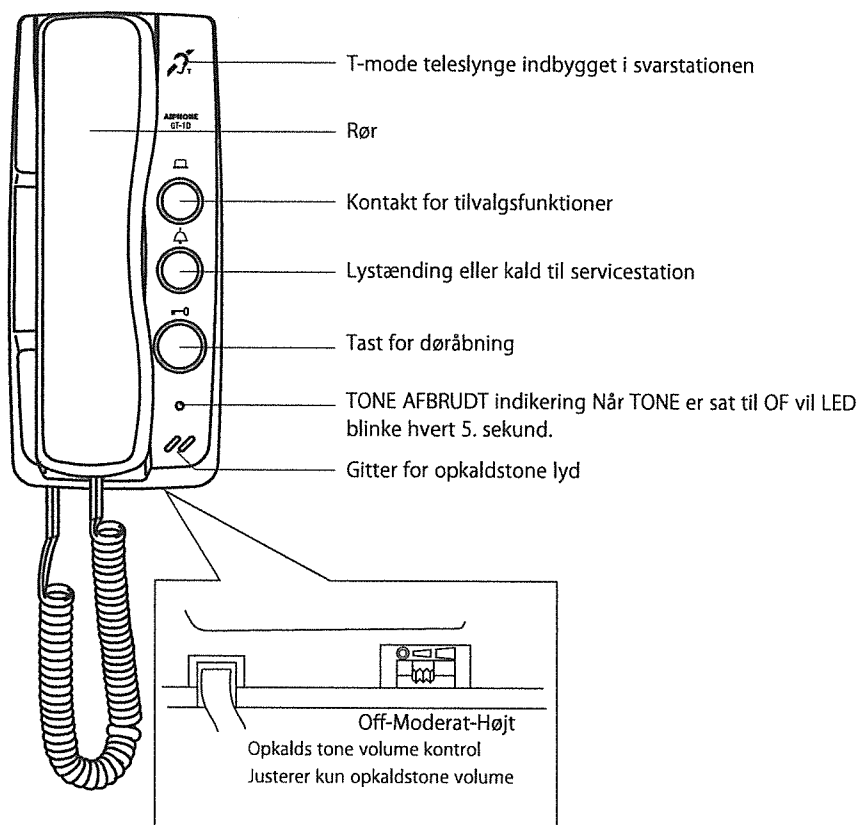


1 Kaldenavne og funktioner

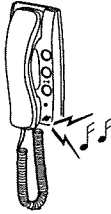


2

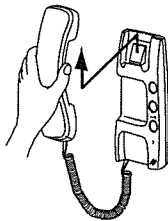
OPERATION

2-1 Answering a call

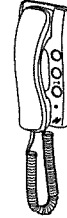
- 1 When a call is received from an entrance station or security guard station, a call tone sounds.
 - The TONE OFF LED will blink.



- 2 Lift the handset to respond.
 - Calling turns off after a set amount of time if there is no answer.
 - Listening is possible with hearing aids with a T-mode. The TONE OFF LED will light up.

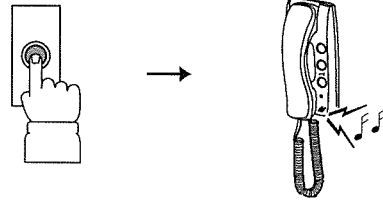


- 3 When you are done talking, hang up the handset to end the call.
 - The TONE OFF LED will go out.
 - Communication ends automatically after approximately 3 minutes.



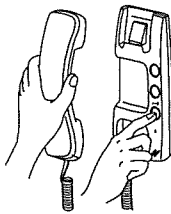
2-2 Calling from the Doorbell Button

- 1 When the doorbell button is pressed, a call tone will sound while the button is being pressed.
 - A different call tone sounds. (Communication is not possible.)



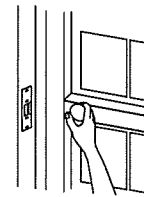
2-3 Door release

- 1 Press the door release button while in communication with the entrance station.



- 2 Door release is activated at the entrance station.

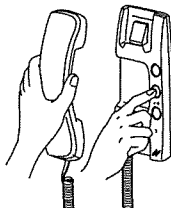
⚠ Depending on the electric door release system that you use, door release may be active only while the door release button is pressed.




2-4 Light control

Turning the entrance light on (when light is installed in common area)

- 1 Press the security guard station call/light button once during calling or communication to the entrance station.



- 2 The outside light at the entrance will only turn on for the preset duration of time.



⚠ This function is not available if a surveillance camera is installed in the common area.